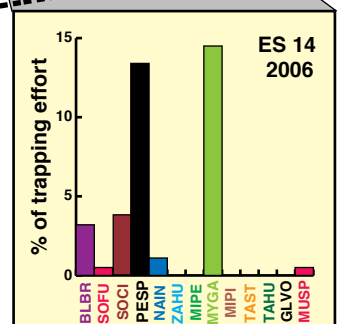
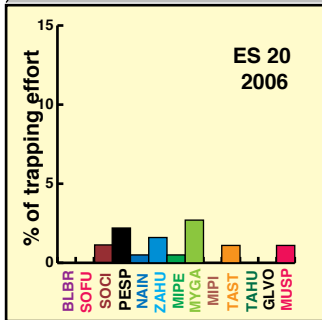
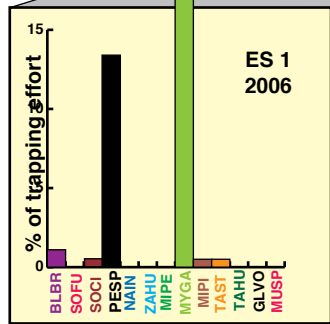
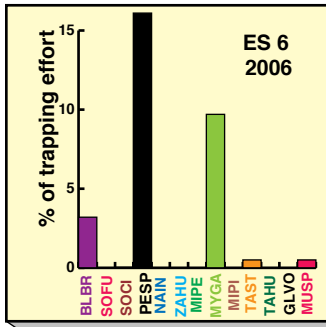
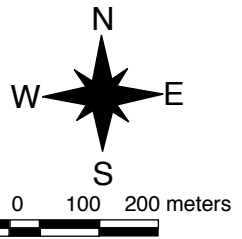


**Figure 1**--Map of Guthrie-Bancroft 2006 survey sites. Bar graphs show 2006 frequencies of small species as percent of trap effort (trap nights). Note: The new name *Myodes gapperi* (MYGA) is now used instead of *Clethrionomys gapperi*. *Microtus pinetorum* (MIPI) was added in 2006. Compare with data in Table 1.2.



**SMALL MAMMAL SPECIES**

- BLBR** = *Blarina brevicauda*
- SOFU** = *Sorex fumeus*
- SOCI** = *Sorex cinereus*
- PESP** = *Peromyscus* sp.
- NAIN** = *Napaeozapus insignis*
- ZAHU** = *Zapus hudsonius*
- MIPE** = *Microtus pennsylvanicus*
- MYGA** = *Myodes gapperi*
- MIPI** = *Microtus pinetorum*
- TAST** = *Tamiasciurus hudsonicus*
- GLVO** = *Glaucomys volans*
- MUSP** = *Mustela* sp.

